

A66 Northern Trans-Pennine Project

Scheme 0405: Temple Sowerby to Appleby

TR010062

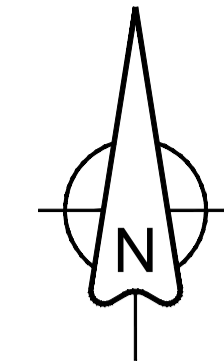
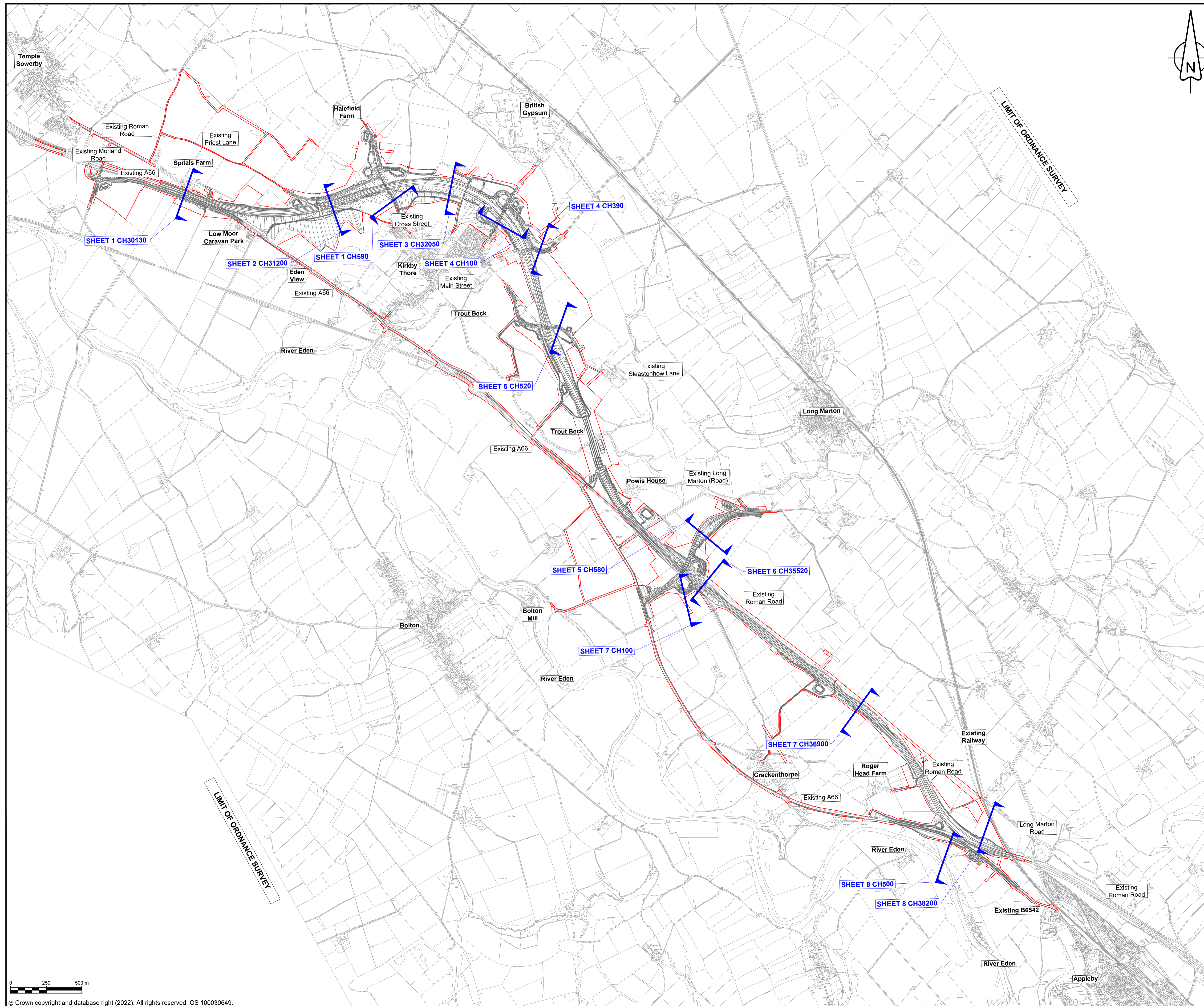
5.18 Engineering Section Drawings (Cross Sections)

APFP Regulations 5(2)(o) and 6(2)

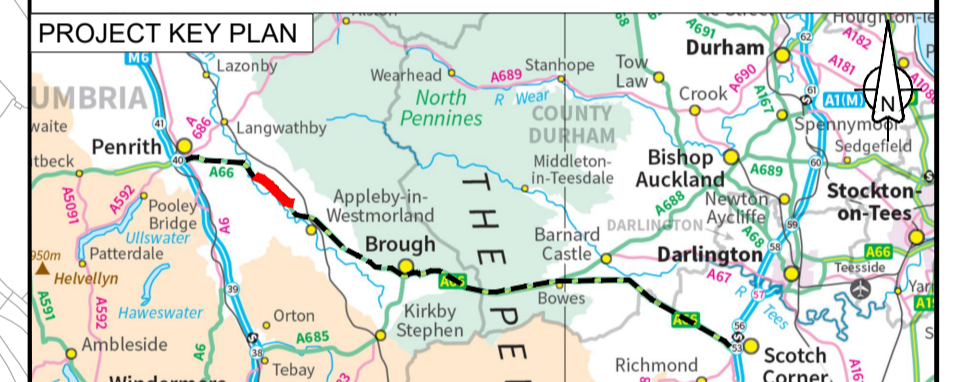
Planning Act 2008

**Infrastructure Planning (Applications: Prescribed Forms and
Procedure) Regulations 2009**

June 2022



- NOTES**
- ALL DIMENSIONS ARE IN METRES UNLESS NOTED OTHERWISE
- KEY**
- THE SCHEME (SHOWN FOR ILLUSTRATIVE PURPOSES ONLY)
 - ORDER LIMITS
 - SECTION MARKER WITH SHEET AND CHAINAGE REFERENCE



C01	For DCO Submission				
	JJAS 10/05/22	JJAS 10/05/22	JJAS 25/05/22	KCRO 25/05/22	SBAG 27/05/22
Revision details					
Revision	Created	Checked	Reviewed	Approved	Authorised
	dd/mm/yy	dd/mm/yy	dd/mm/yy	dd/mm/yy	dd/mm/yy

Purpose: DCO APPLICATION

PINS Reference Number: TR010062/APP/5.18

Client:
3 Piccadilly Place
Manchester
M1 3BN



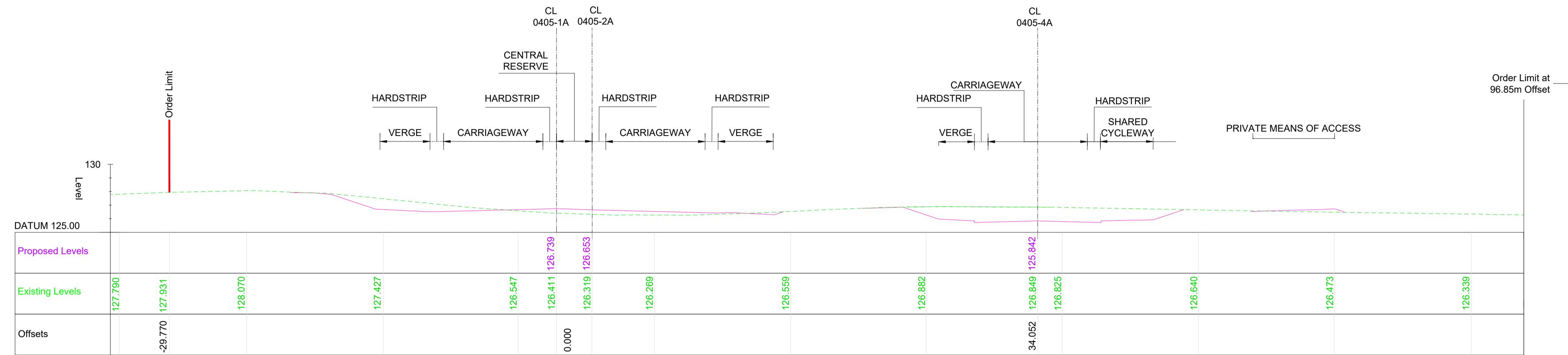
Project Name / Scheme Name:
**A66 Northern Trans-Pennine Project
Scheme 0405
Temple Sowerby to Appleby**

Drawing Title:
**Engineering Section Drawings
(Cross Sections)
Regulation 5(2)(o) & 6(2)
Key Plan**

Project Ref. No.	Stage	Scale	@
---	PCF3	1:12500	A1
		Dimensions	M

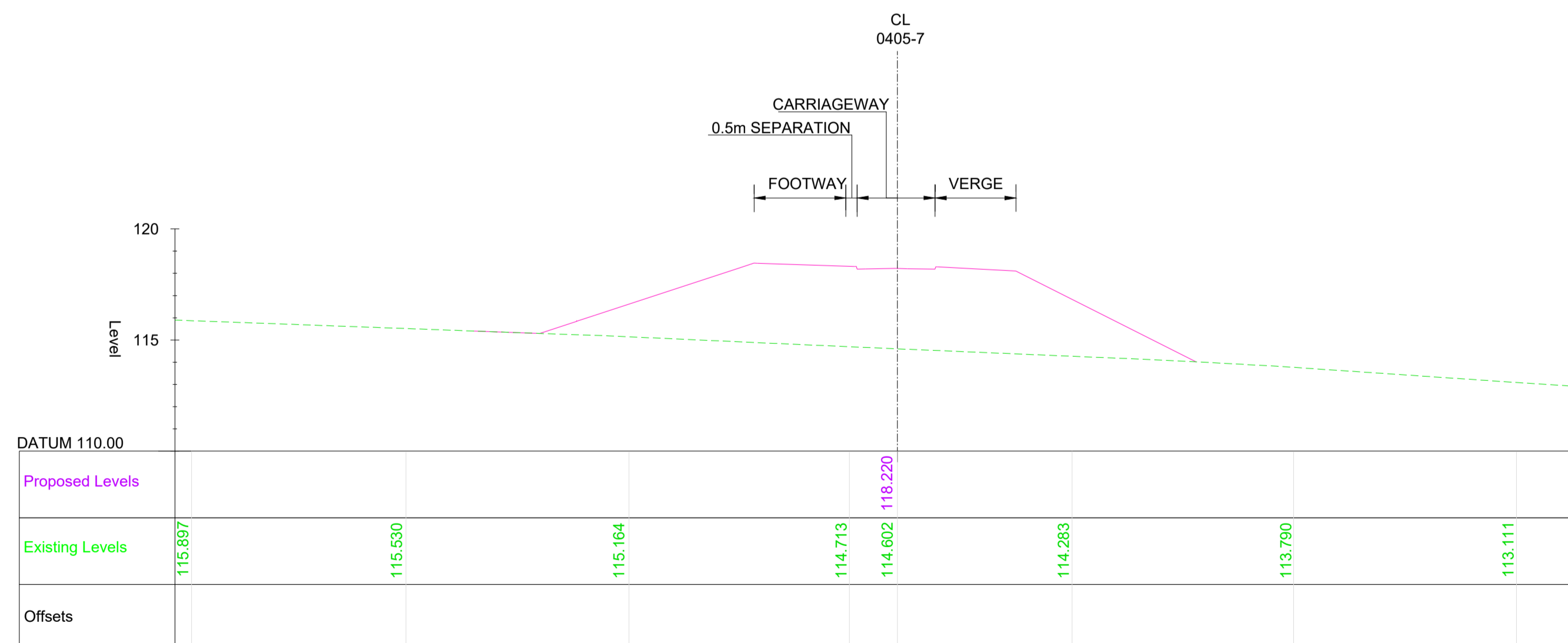
Drawing Number	Project	Originator	Volume
HE565627	- AMY	- HAC	-
S0405	-DR-CH-	301100	
Location	Type	Role	Number

Suitability	Suitability Description	Revision
A	Approved for Stage Complete	C01



TYPICAL SECTION - CH 30130 WORK No. 0405-1A/2A/4A

SCALE 1:200



TYPICAL SECTION - CH 590 WORK No. 0405 - 7

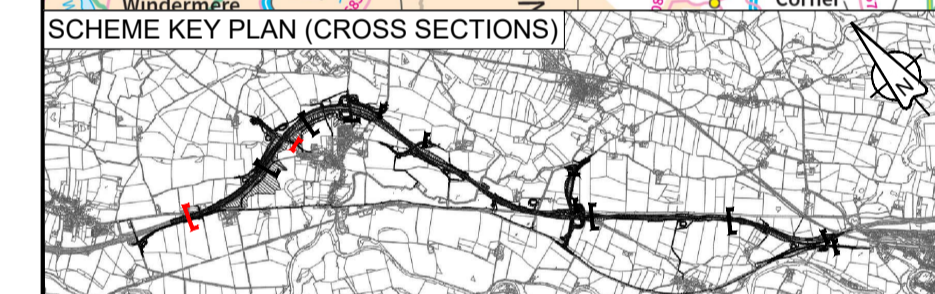
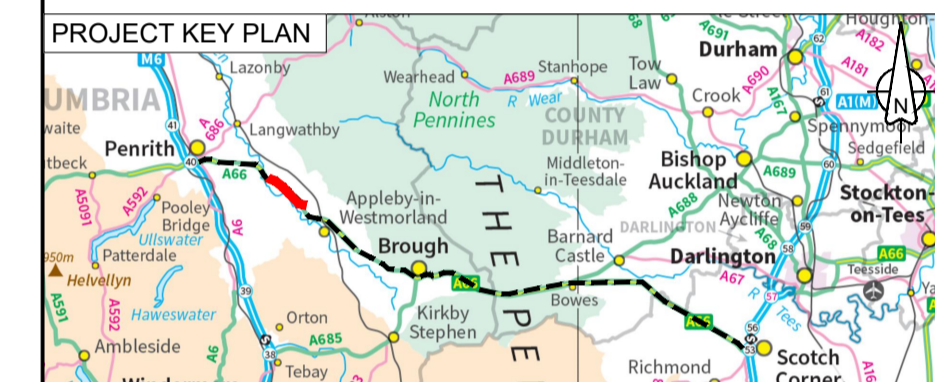
SCALE 1:200

NOTES

- ALL DIMENSIONS ARE IN METRES UNLESS NOTED OTHERWISE.
- THESE ENGINEERING SECTION DRAWINGS SHOULD BE READ IN CONJUNCTION WITH THE KEY PLAN AND ALONGSIDE OTHER PLANS AND DOCUMENTS IN THE DEVELOPMENT CONSENT ORDER APPLICATION, IN PARTICULAR, THE WORKS PLANS AND SCHEDULE 1 (AUTHORISED DEVELOPMENT) TO THE DEVELOPMENT CONSENT ORDER.
- FOR CHAINAGE PLEASE REFER TO THE ENGINEERING SECTION DRAWINGS (PLAN AND PROFILES).
- WORK No. REFERENCES ARE DETAILED IN THE SCHEDULE 1 (AUTHORISED DEVELOPMENT) TO THE DEVELOPMENT CONSENT ORDER.
- THE DESIGN SHOWN ON THESE ENGINEERING SECTION DRAWINGS IS ILLUSTRATIVE AND WILL BE SUBJECT TO THE DETAILED DESIGN DEVELOPMENT; ANY CHANGES WILL BE LIMITED TO BEING WITHIN THE ORDER LIMITS AND ANY OTHER CONSTRAINTS INCLUDED IN THE DEVELOPMENT CONSENT ORDER.

KEY

- PROPOSED LEVEL
- EXISTING LEVEL
- ORDER LIMIT



C01	For DCO Submission				
	MAND	MAND	JJAS	KCRO	SBAG
	11/05/22	11/05/22	25/05/22	25/05/22	27/05/22

Revision	Revision details				
	Created	Checked	Reviewed	Approved	Authorised
	dd/mm/yy	dd/mm/yy	dd/mm/yy	dd/mm/yy	dd/mm/yy

Purpose	DCO APPLICATION
PINS Reference Number	TR010062/APP/5.18

Client	3 Piccadilly Place Manchester M1 3BN	
--------	--	--

Project Name / Scheme Name	A66 Northern Trans-Pennine Project Scheme 0405 Temple Sowerby to Appleby
----------------------------	--

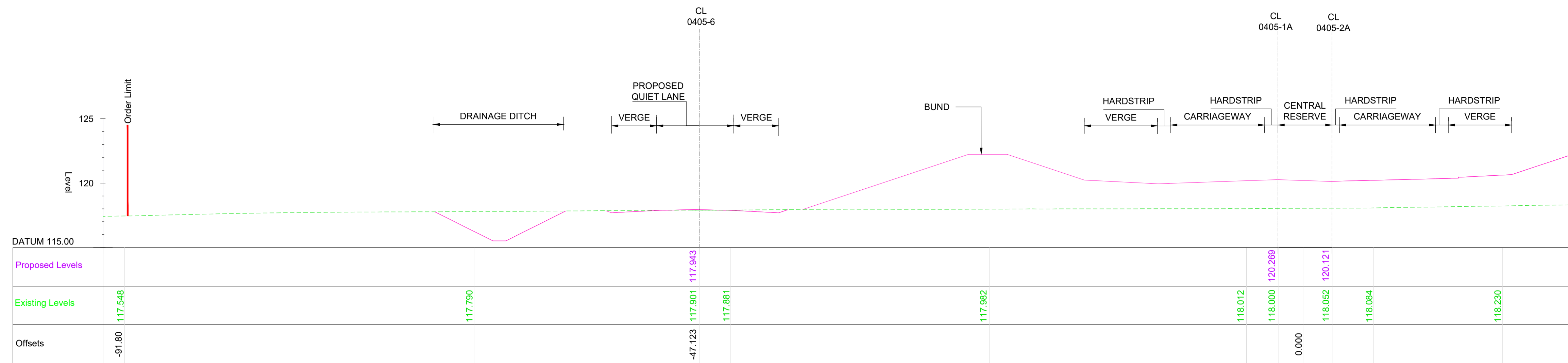
Drawing Title	Engineering Section Drawings (Cross Sections) Regulation 5(2)(o) & 6(2) Sheet 1 of 8
---------------	---

Project Ref. No.	Stage	Scale	@ A1
---	PCF3	1:200	
		Dimensions	M

Drawing Number	Project	Originator	Volume
HE565627	- AMY	- HAC	-
S0405	-DR-CH-	301101	
Location	Type	Role	Number

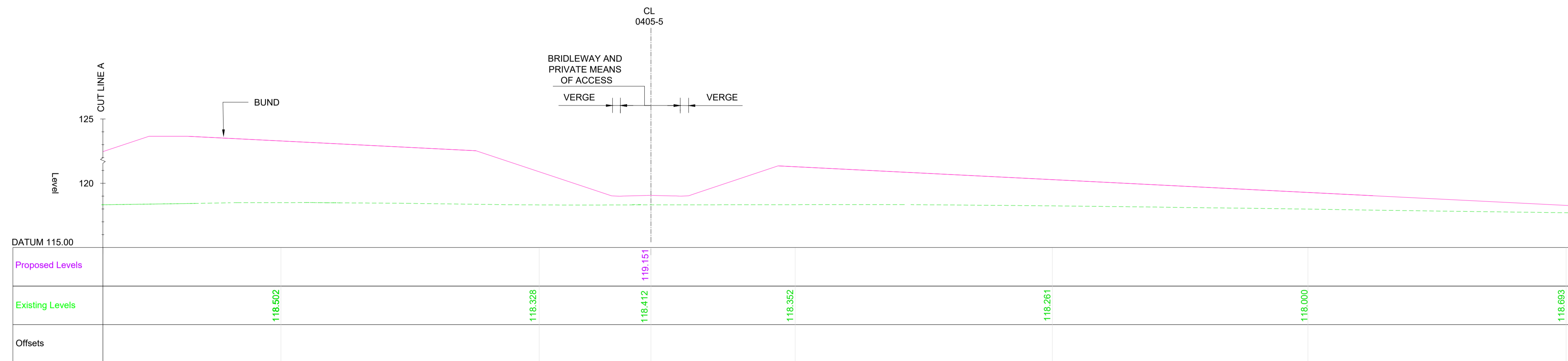
Suitability	Suitability Description	Revision
A	Approved for Stage Complete	C01





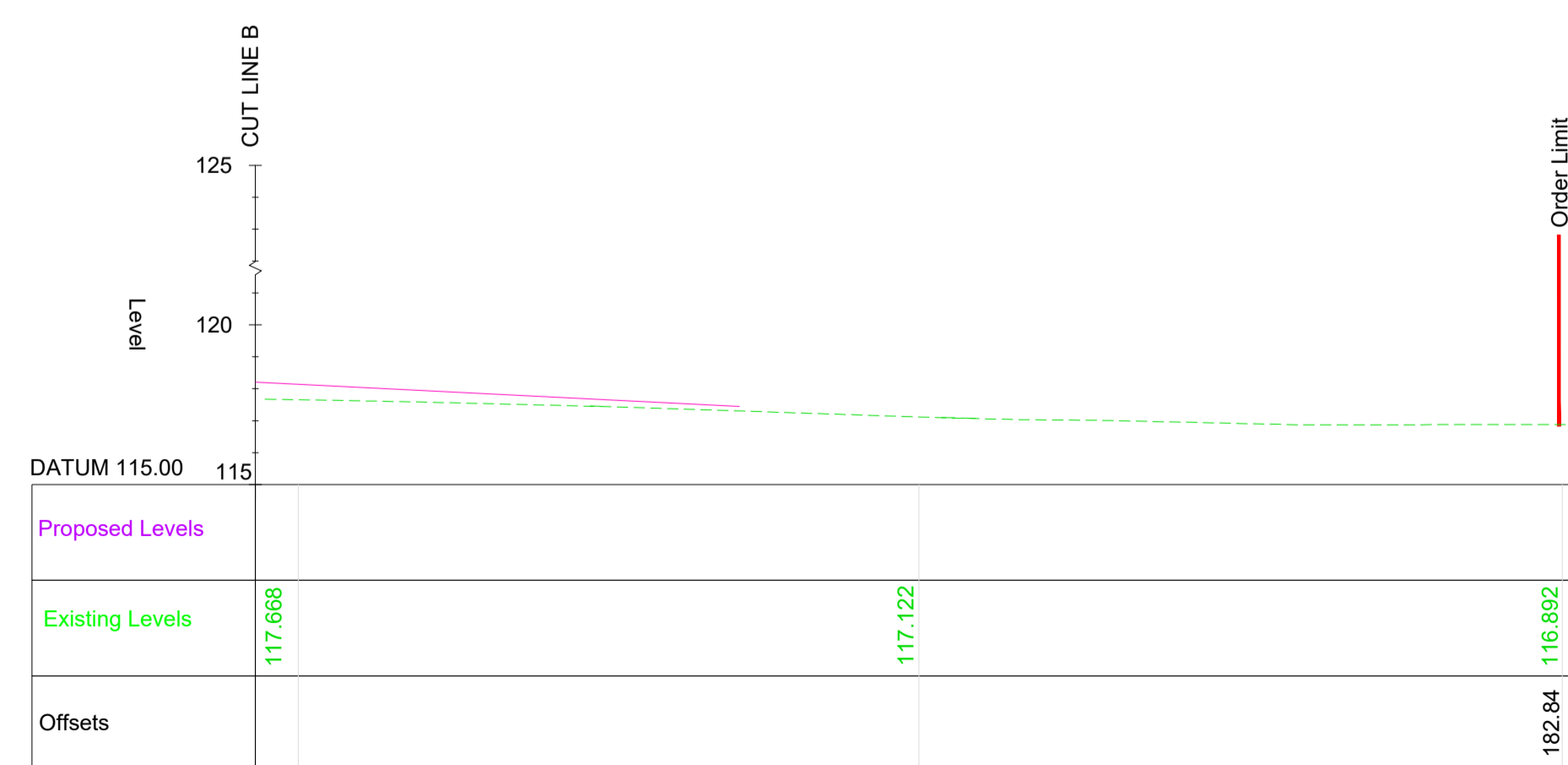
TYPICAL SECTION - CH 31200 WORK No. 0405-1A/2A/5/6

SCALE 1:200



TYPICAL SECTION - CH 31200 WORK No. 0405 - 1A/2A/5/6 (CONT.)

SCALE 1:200



TYPICAL SECTION - CH 31200 WORK No. 0405 - 1A/2A/5/6 (CONT.)

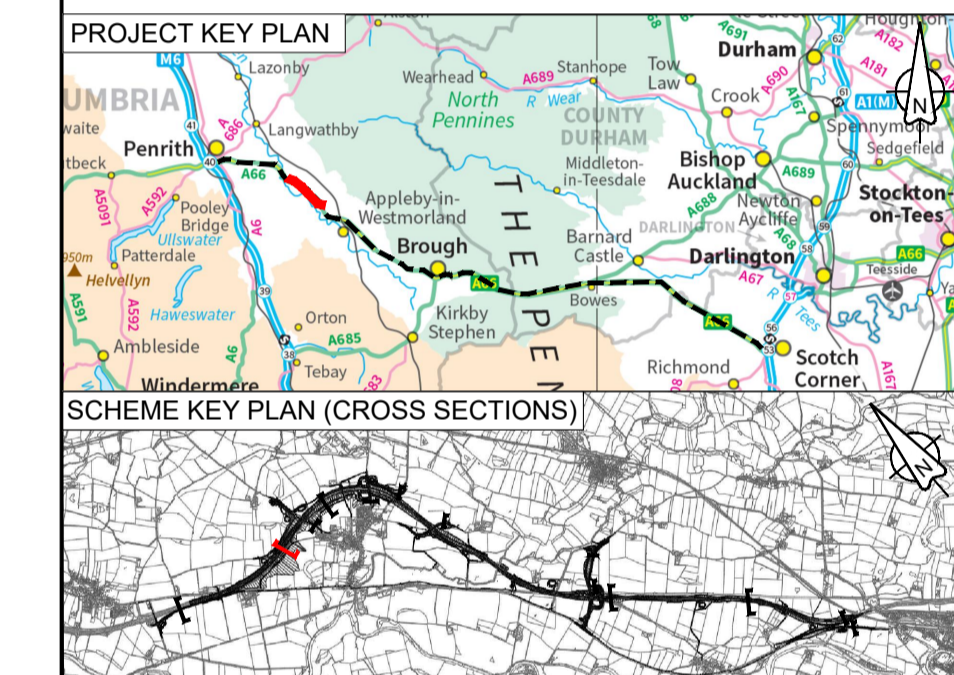
SCALE 1:200

NOTES

- ALL DIMENSIONS ARE IN METRES UNLESS NOTED OTHERWISE.
- THESE ENGINEERING SECTION DRAWINGS SHOULD BE READ IN CONJUNCTION WITH THE KEY PLAN AND ALONGSIDE OTHER PLANS AND DOCUMENTS IN THE DEVELOPMENT CONSENT ORDER APPLICATION, IN PARTICULAR, THE WORKS PLANS AND SCHEDULE 1 (AUTHORISED DEVELOPMENT) TO THE DEVELOPMENT CONSENT ORDER.
- FOR CHAINAGE PLEASE REFER TO THE ENGINEERING SECTION DRAWINGS (PLAN AND PROFILES).
- WORK No. REFERENCES ARE DETAILED IN THE SCHEDULE 1 (AUTHORISED DEVELOPMENT) TO THE DEVELOPMENT CONSENT ORDER.
- THE DESIGN SHOWN ON THESE ENGINEERING SECTION DRAWINGS IS ILLUSTRATIVE AND WILL BE SUBJECT TO THE DETAILED DESIGN DEVELOPMENT; ANY CHANGES WILL BE LIMITED TO BEING WITHIN THE ORDER LIMITS AND ANY OTHER CONSTRAINTS INCLUDED IN THE DEVELOPMENT CONSENT ORDER.

KEY

- PROPOSED LEVEL
- EXISTING LEVEL
- ORDER LIMIT



C01	For DCO Submission				
	MAND	MAND	JJAS	KCRO	SBAG
	11/05/22	11/05/22	25/05/22	25/05/22	27/05/22
Revision	Revision details				
	Created	Checked	Reviewed	Approved	Authorised
	dd/mm/yy	dd/mm/yy	dd/mm/yy	dd/mm/yy	dd/mm/yy

Purpose	DCO APPLICATION
PINS Reference Number	TR010062/APP/5.18

Client	3 Piccadilly Place Manchester M1 3BN	
--------	--	--

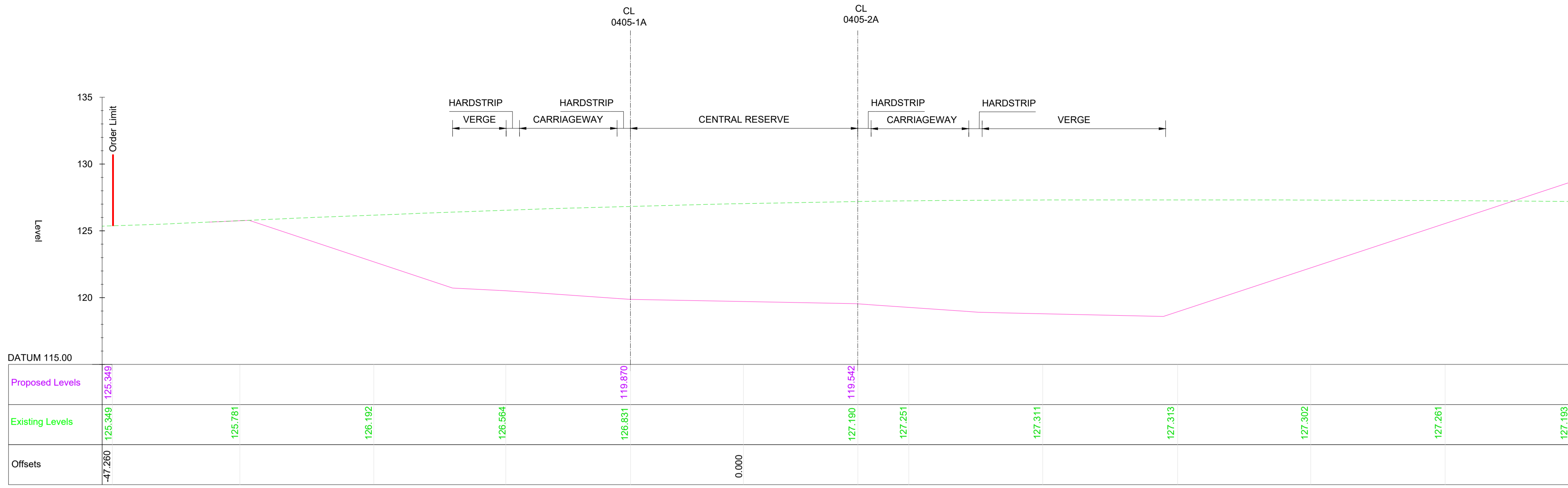
Project Name / Scheme Name
A66 Northern Trans-Pennine Project
Scheme 0405
Temple Sowerby to Appleby

Drawing Title
Engineering Section Drawings
(Cross Sections)
Regulation 5(2)(o) & 6(2)
Sheet 2 of 8

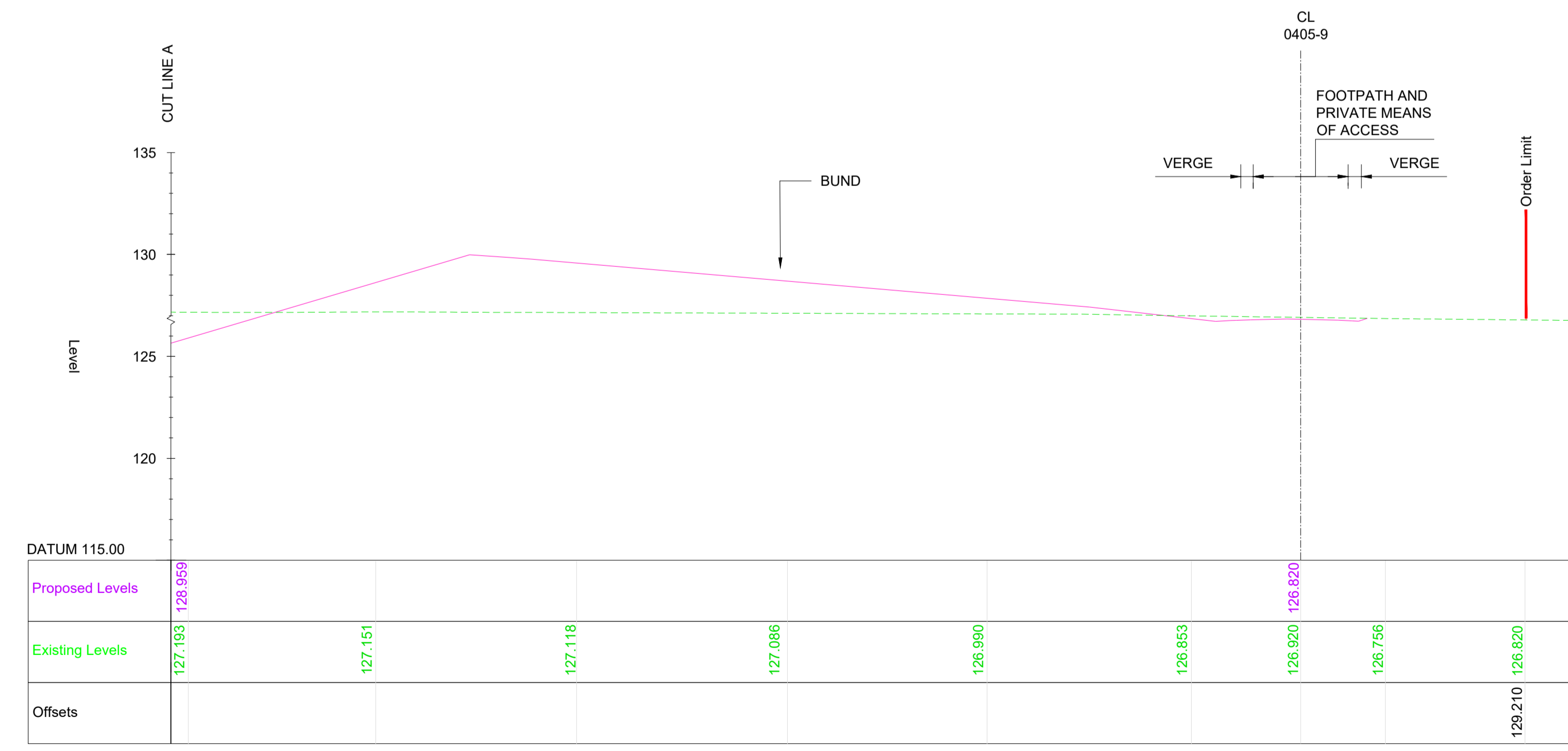
Project Ref. No.	Stage	Scale : 1:200	@ A1
---	PCF3	Dimensions : M	

Drawing Number	Project	Originator	Volume
HE565627	- AMY	- HAC	-
S0405	-DR-CH-	301102	
Location	Type	Role	Number

Suitability	Suitability Description	Revision
A	Approved for Stage Complete	C01



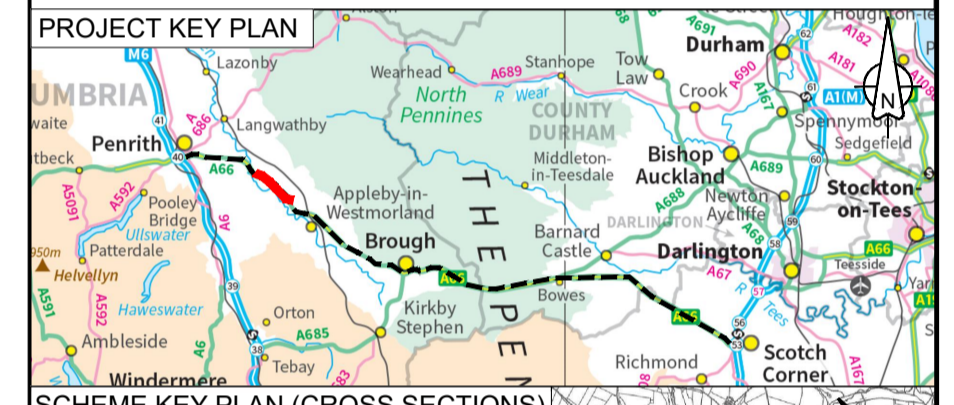
TYPICAL SECTION - CH 32050 WORK No.0405 - 1A/2A/9
SCALE 1:200



TYPICAL SECTION - CH 32050 WORK No.0405 - 1A/2A/9 (CONT.)
SCALE 1:200

- NOTES**
- ALL DIMENSIONS ARE IN METRES UNLESS NOTED OTHERWISE.
 - THESE ENGINEERING SECTION DRAWINGS SHOULD BE READ IN CONJUNCTION WITH THE KEY PLAN AND ALONGSIDE OTHER PLANS AND DOCUMENTS IN THE DEVELOPMENT CONSENT ORDER APPLICATION. IN PARTICULAR, THE WORKS PLANS AND SCHEDULE 1 (AUTHORISED DEVELOPMENT) TO THE DEVELOPMENT CONSENT ORDER.
 - FOR CHAINAGE PLEASE REFER TO THE ENGINEERING SECTION DRAWINGS (PLAN AND PROFILES).
 - WORK No. REFERENCES ARE DETAILED IN THE SCHEDULE 1 (AUTHORISED DEVELOPMENT) TO THE DEVELOPMENT CONSENT ORDER.
 - THE DESIGN SHOWN ON THESE ENGINEERING SECTION DRAWINGS IS ILLUSTRATIVE AND WILL BE SUBJECT TO THE DETAILED DESIGN DEVELOPMENT. ANY CHANGES WILL BE LIMITED TO BEING WITHIN THE ORDER LIMITS AND ANY OTHER CONSTRAINTS INCLUDED IN THE DEVELOPMENT CONSENT ORDER.

- KEY**
- PROPOSED LEVEL
 - EXISTING LEVEL
 - ORDER LIMIT



C01	For DCO Submission				
	MAND	MAND	JJAS	KCRO	SBAG
	11/05/22	11/05/22	25/05/22	25/05/22	27/05/22
Revision	Revision details				
	Created	Checked	Reviewed	Approved	Authorised
	dd/mm/yy	dd/mm/yy	dd/mm/yy	dd/mm/yy	dd/mm/yy

Purpose
DCO APPLICATION

PINS Reference Number
TR010062/APP/5.18

Client
3 Piccadilly Place
Manchester
M1 3BN

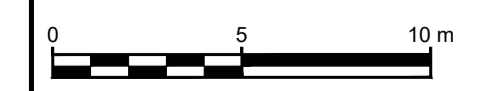
Project Name / Scheme Name
**A66 Northern Trans-Pennine Project
Scheme 0405
Temple Sowerby to Appleby**

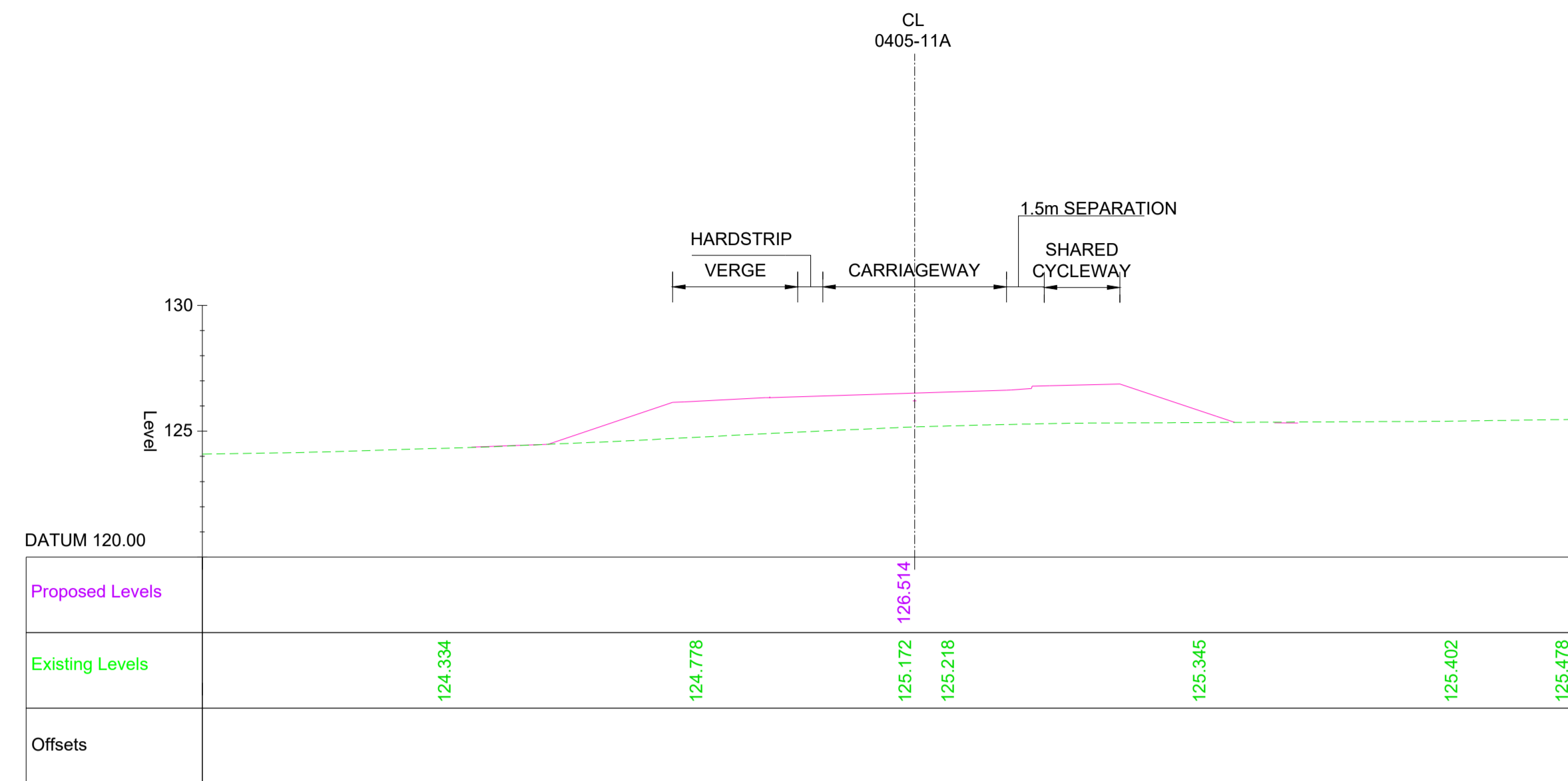
Drawing Title
**Engineering Section Drawings
(Cross Sections)
Regulation 5(2)(o) & 6(2)
Sheet 3 of 8**

Project Ref. No.	Stage	Scale : 1:200	@ A1
---	PCF3	Dimensions : M	

Drawing Number	Project	Originator	Volume
HE565627	AMY	HAC	-
S0405	-DR-CH-	301103	
Location	Type	Role	Number

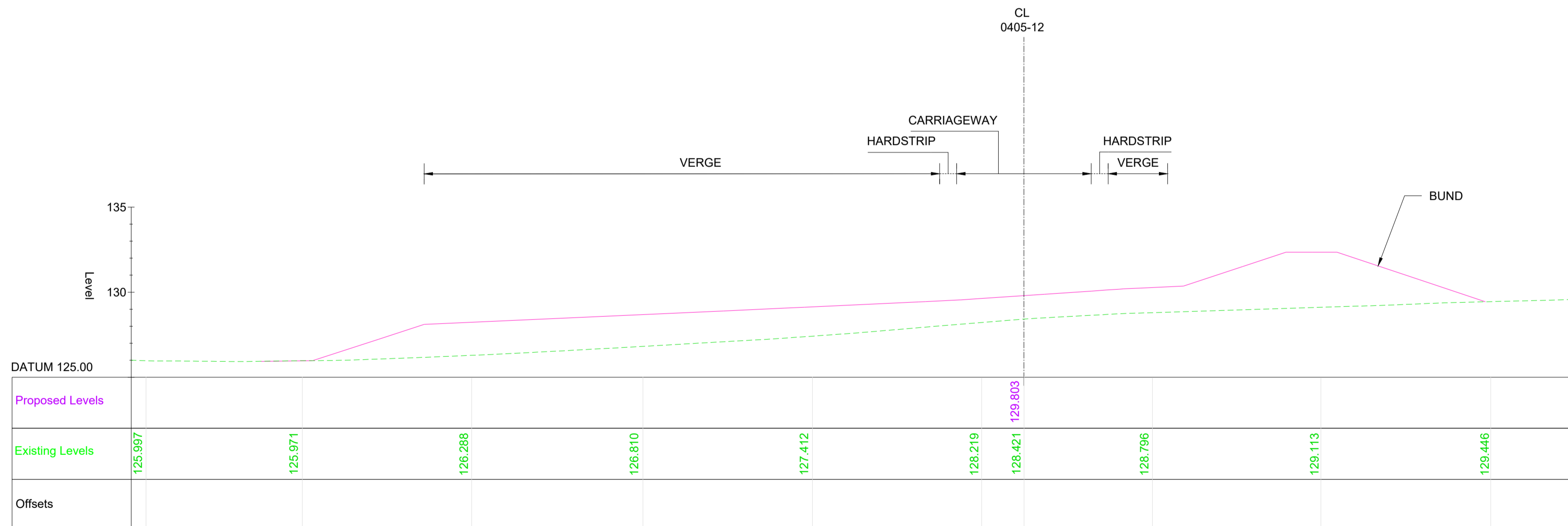
Suitability	Suitability Description	Revision
A	Approved for Stage Complete	C01





TYPICAL SECTION - CH 100 WORK No.0405 -11A

SCALE 1:200



TYPICAL SECTION - CH 390 WORK No.0405 -12

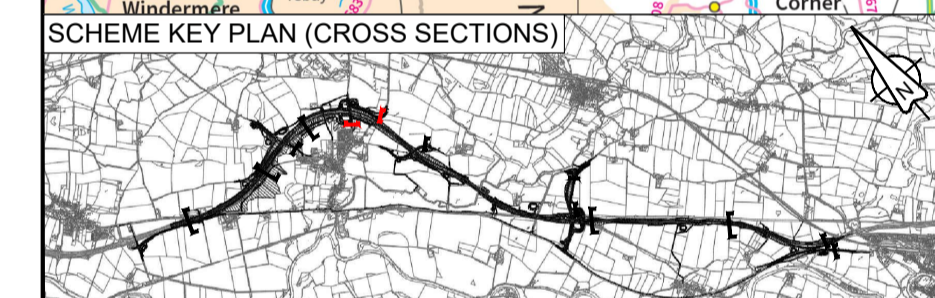
SCALE 1:200

NOTES

1. ALL DIMENSIONS ARE IN METRES UNLESS NOTED OTHERWISE.
2. THESE ENGINEERING SECTION DRAWINGS SHOULD BE READ IN CONJUNCTION WITH THE KEY PLAN AND ALONGSIDE OTHER PLANS AND DOCUMENTS IN THE DEVELOPMENT CONSENT ORDER APPLICATION, IN PARTICULAR, THE WORKS PLANS AND SCHEDULE 1 (AUTHORISED DEVELOPMENT) TO THE DEVELOPMENT CONSENT ORDER.
3. FOR CHAINAGE PLEASE REFER TO THE ENGINEERING SECTION DRAWINGS (PLAN AND PROFILES).
4. WORK No. REFERENCES ARE DETAILED IN THE SCHEDULE 1 (AUTHORISED DEVELOPMENT) TO THE DEVELOPMENT CONSENT ORDER.
5. THE DESIGN SHOWN ON THESE ENGINEERING SECTION DRAWINGS IS ILLUSTRATIVE AND WILL BE SUBJECT TO THE DETAILED DESIGN DEVELOPMENT; ANY CHANGES WILL BE LIMITED TO BEING WITHIN THE ORDER LIMITS AND ANY OTHER CONSTRAINTS INCLUDED IN THE DEVELOPMENT CONSENT ORDER.

KEY

- PROPOSED LEVEL
- - - EXISTING LEVEL
- ORDER LIMIT



C01	For DCO Submission				
	MAND	MAND	JJAS	KCRO	SBAG
	11/05/22	11/05/22	25/05/22	25/05/22	27/05/22

Revision	Revision details				
	Created	Checked	Reviewed	Approved	Authorised
	dd/mm/yy	dd/mm/yy	dd/mm/yy	dd/mm/yy	dd/mm/yy

Purpose: DCO APPLICATION

PINS Reference Number: TR010062/APP/5.18

Client: 3 Piccadilly Place, Manchester, M1 3BN



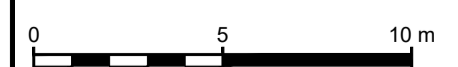
Project Name / Scheme Name: A66 Northern Trans-Pennine Project Scheme 0405 Temple Sowerby to Appleby

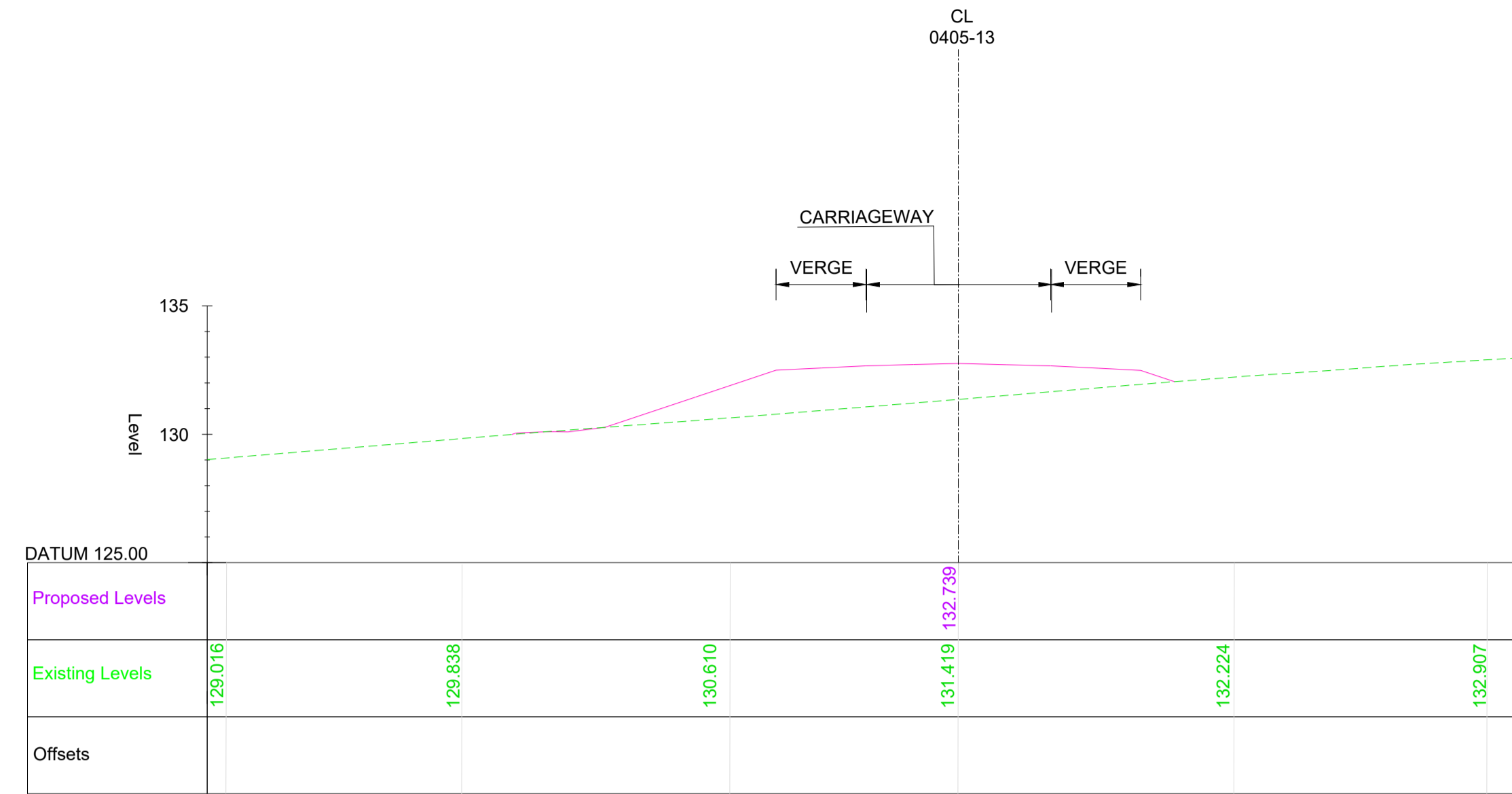
Drawing Title: Engineering Section Drawings (Cross Sections) Regulation 5(2)(o) & 6(2) Sheet 4 of 8

Project Ref. No.	Stage	Scale : 1:200	@ A1
---	PCF3	Dimensions : M	

Drawing Number			
Project	Originator	Volume	
HE565627 - AMY - HAC -			
S0405		-DR-CH- 301104	
Location	Type	Role	Number

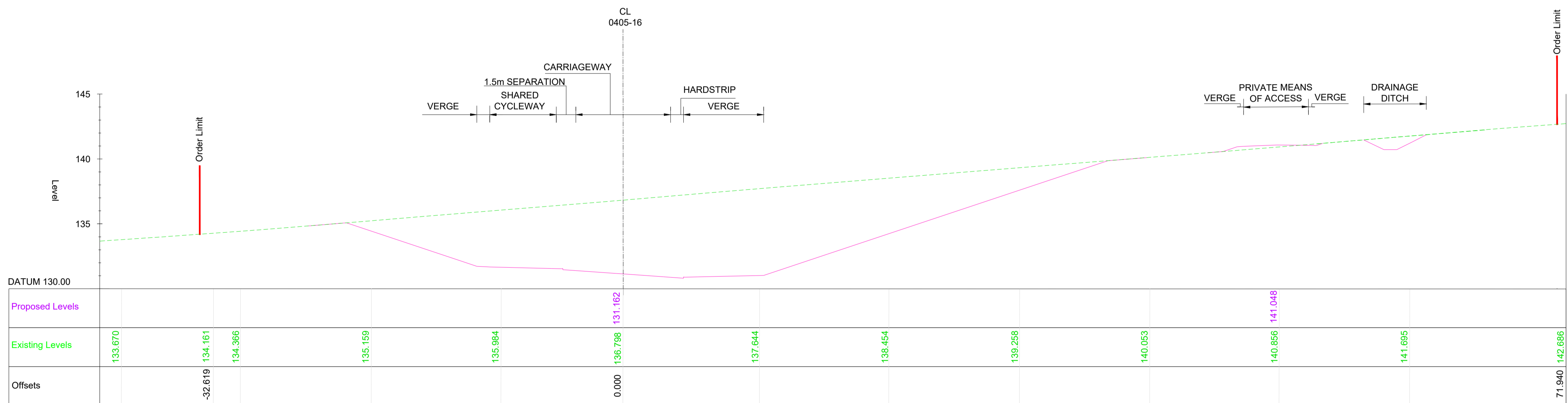
Suitability	Suitability Description	Revision
A	Approved for Stage Complete	C01





TYPICAL SECTION - CH 520 WORK No. 0405 - 13

SCALE 1:200



TYPICAL SECTION - CH 580 WORK No. 0405 - 16

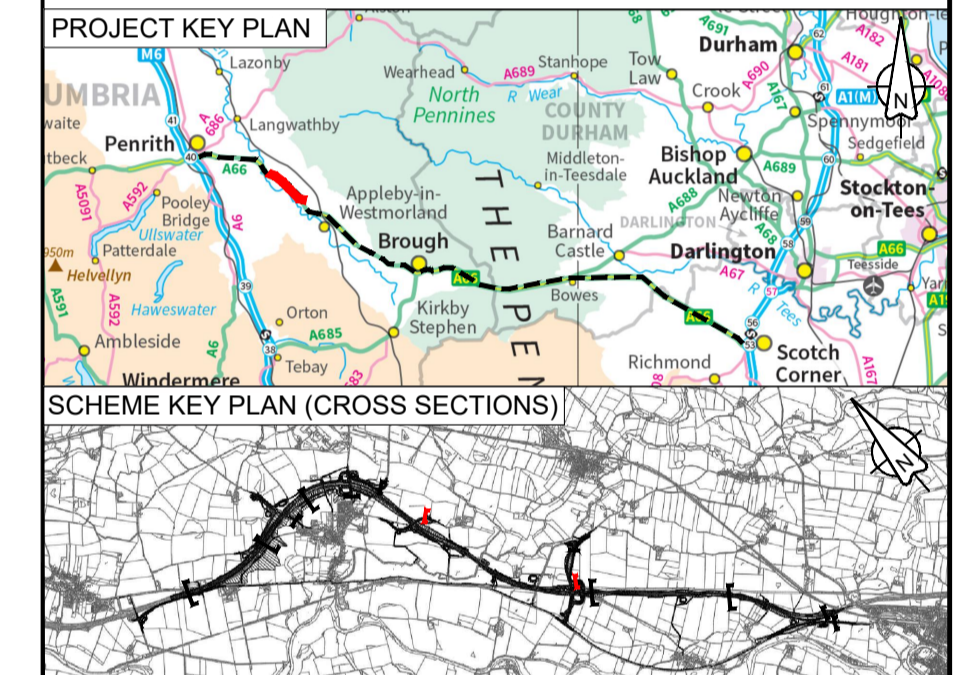
SCALE 1:200

NOTES

- ALL DIMENSIONS ARE IN METRES UNLESS NOTED OTHERWISE.
- THESE ENGINEERING SECTION DRAWINGS SHOULD BE READ IN CONJUNCTION WITH THE KEY PLAN AND ALONGSIDE OTHER PLANS AND DOCUMENTS IN THE DEVELOPMENT CONSENT ORDER APPLICATION. IN PARTICULAR, THE WORKS PLANS AND SCHEDULE 1 (AUTHORISED DEVELOPMENT) TO THE DEVELOPMENT CONSENT ORDER.
- FOR CHAINAGE PLEASE REFER TO THE ENGINEERING SECTION DRAWINGS (PLAN AND PROFILES).
- WORK No. REFERENCES ARE DETAILED IN THE SCHEDULE 1 (AUTHORISED DEVELOPMENT) TO THE DEVELOPMENT CONSENT ORDER.
- THE DESIGN SHOWN ON THESE ENGINEERING SECTION DRAWINGS IS ILLUSTRATIVE AND WILL BE SUBJECT TO THE DETAILED DESIGN DEVELOPMENT; ANY CHANGES WILL BE LIMITED TO BEING WITHIN THE ORDER LIMITS AND ANY OTHER CONSTRAINTS INCLUDED IN THE DEVELOPMENT CONSENT ORDER.

KEY

- PROPOSED LEVEL
- EXISTING LEVEL
- ORDER LIMIT



C01	For DCO Submission				
	JJAS 12/05/22	JJAS 12/05/22	JJAS 25/05/22	KCRO 25/05/22	SBAG 27/05/22
Revision	Revision details				
	Created dd/mm/yy	Checked dd/mm/yy	Reviewed dd/mm/yy	Approved dd/mm/yy	Authorised dd/mm/yy

Purpose	DCO APPLICATION
PINS Reference Number	TR010062/APP/5.18

Client
3 Piccadilly Place
Manchester
M1 3BN

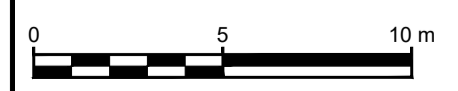
Project Name / Scheme Name
**A66 Northern Trans-Pennine Project
Scheme 0405
Temple Sowerby to Appleby**

Drawing Title
**Engineering Section Drawings
(Cross Sections)
Regulation 5(2)(o) & 6(2)
Sheet 5 of 8**

Project Ref. No.	Stage	Scale	@ A1
---	PCF3	1:200	
		Dimensions	M

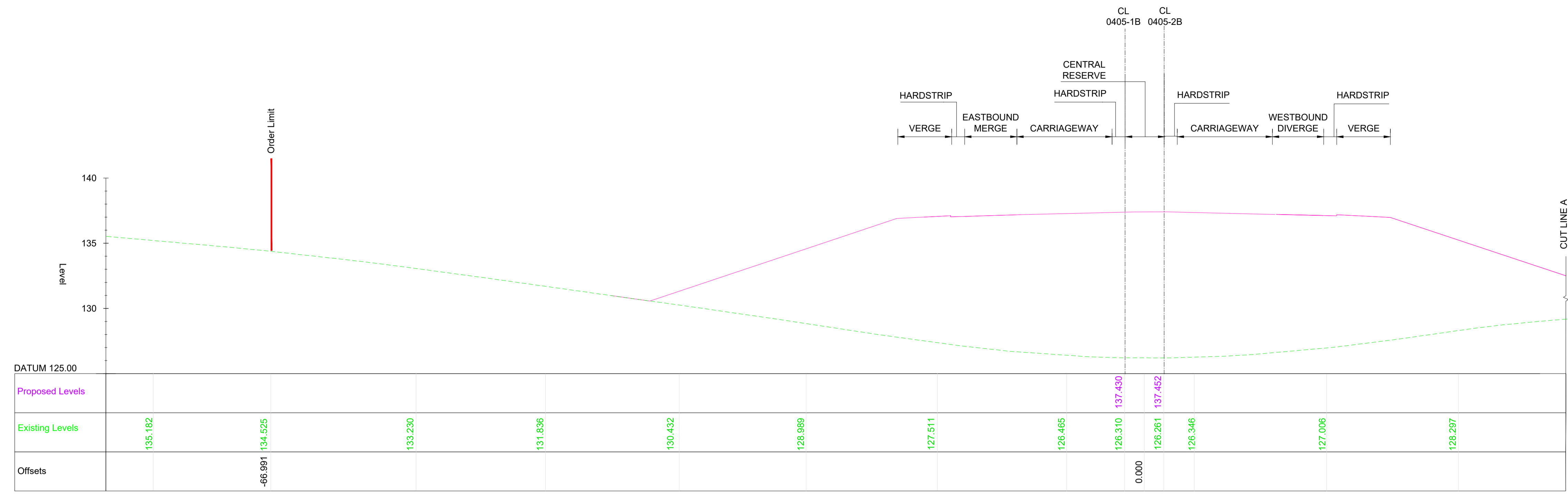
Drawing Number	Project	Originator	Volume
HE565627	AMY	HAC	-
S0405	-DR-CH-	301105	
Location	Type	Role	Number

Suitability	Suitability Description	Revision
A	Approved for Stage Complete	C01

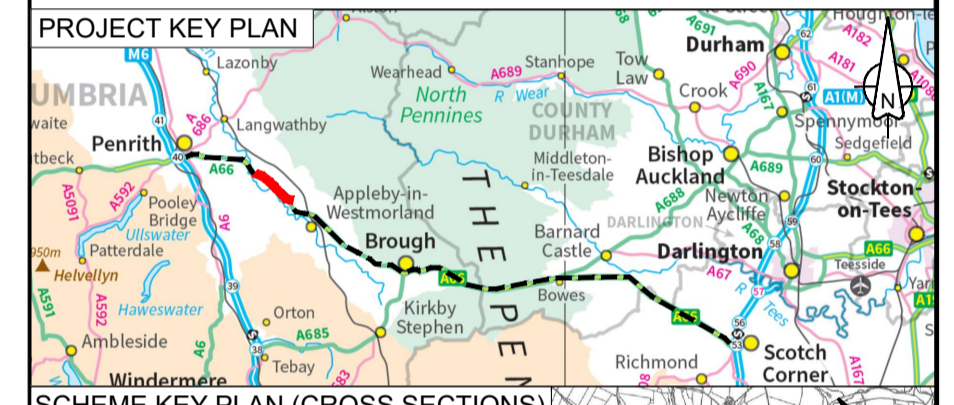


- NOTES**
- ALL DIMENSIONS ARE IN METRES UNLESS NOTED OTHERWISE.
 - THESE ENGINEERING SECTION DRAWINGS SHOULD BE READ IN CONJUNCTION WITH THE KEY PLAN AND ALONGSIDE OTHER PLANS AND DOCUMENTS IN THE DEVELOPMENT CONSENT ORDER APPLICATION. IN PARTICULAR, THE WORKS PLANS AND SCHEDULE 1 (AUTHORISED DEVELOPMENT) TO THE DEVELOPMENT CONSENT ORDER.
 - FOR CHAINAGE PLEASE REFER TO THE ENGINEERING SECTION DRAWINGS (PLAN AND PROFILES).
 - WORK No. REFERENCES ARE DETAILED IN THE SCHEDULE 1 (AUTHORISED DEVELOPMENT) TO THE DEVELOPMENT CONSENT ORDER.
 - THE DESIGN SHOWN ON THESE ENGINEERING SECTION DRAWINGS IS ILLUSTRATIVE AND WILL BE SUBJECT TO THE DETAILED DESIGN DEVELOPMENT; ANY CHANGES WILL BE LIMITED TO BEING WITHIN THE ORDER LIMITS AND ANY OTHER CONSTRAINTS INCLUDED IN THE DEVELOPMENT CONSENT ORDER.

- KEY**
- PROPOSED LEVEL
 - EXISTING LEVEL
 - ORDER LIMIT



TYPICAL SECTION - CH 35520 WORK No. 0405 - 1B/2B
SCALE 1:200



C01	For DCO Submission				
	MAND	MAND	JJAS	KCRO	SBAG
	11/05/22	11/05/22	25/05/22	25/05/22	27/05/22
Revision	Revision details				
	Created	Checked	Reviewed	Approved	Authorised
	dd/mm/yy	dd/mm/yy	dd/mm/yy	dd/mm/yy	dd/mm/yy

Purpose: DCO APPLICATION
 PINS Reference Number: TR010062/APP/5.18

Client: 3 Piccadilly Place, Manchester, M1 3BN

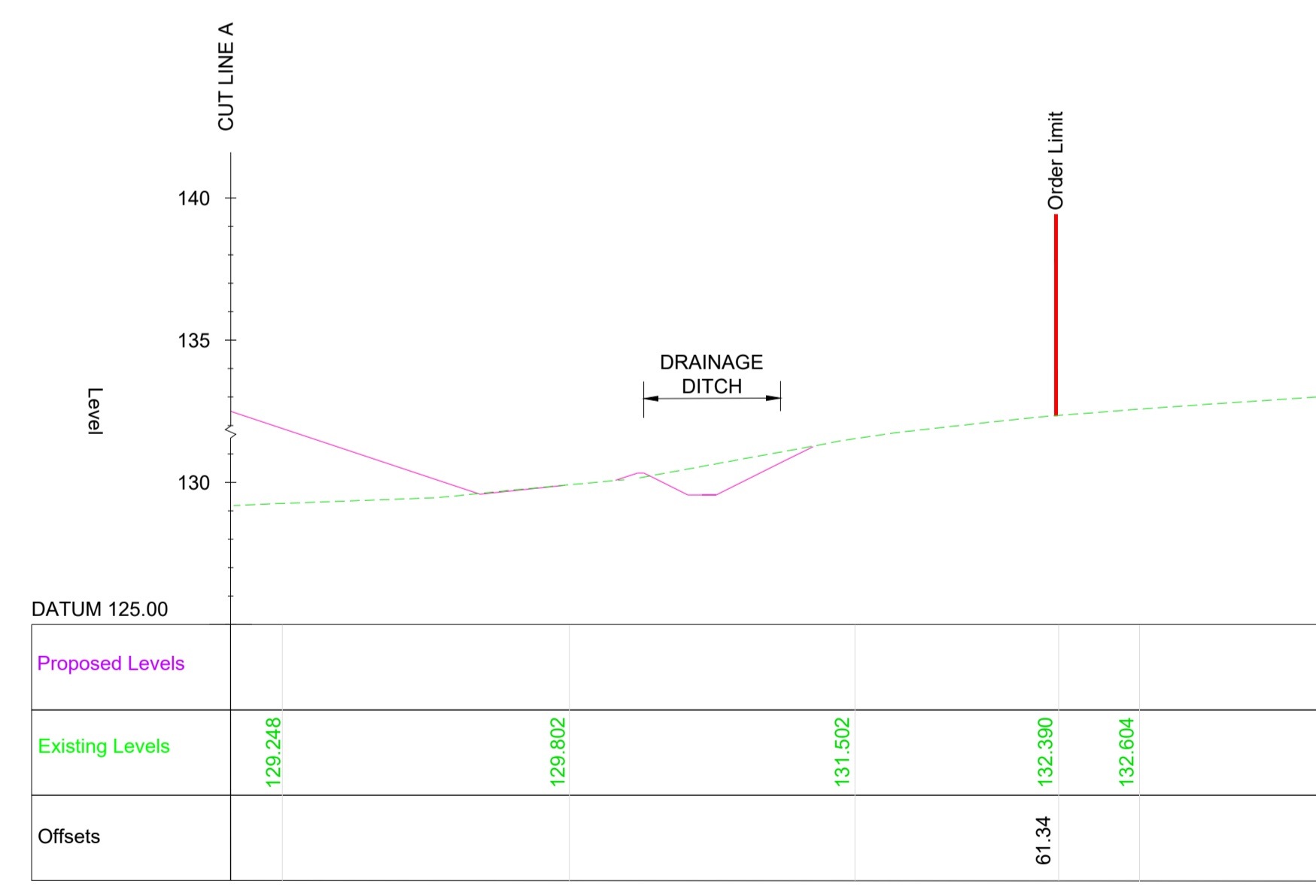
Project Name / Scheme Name: A66 Northern Trans-Pennine Project Scheme 0405 Temple Sowerby to Appleby

Drawing Title: Engineering Section Drawings (Cross Sections) Regulation 5(2)(o) & 6(2) Sheet 6 of 8

Project Ref. No.	Stage	Scale	@ A1
---	PCF3	1:200	
		Dimensions	M

Drawing Number	Project	Originator	Volume
HE565627	- AMY	- HAC	-
S0405	-DR-CH-	301106	
Location	Type	Role	Number

Suitability	Suitability Description	Revision
A	Approved for Stage Complete	C01



TYPICAL SECTION - CH 35520 WORK No. 0405 - 1B/2B (CONT.)
SCALE 1:200

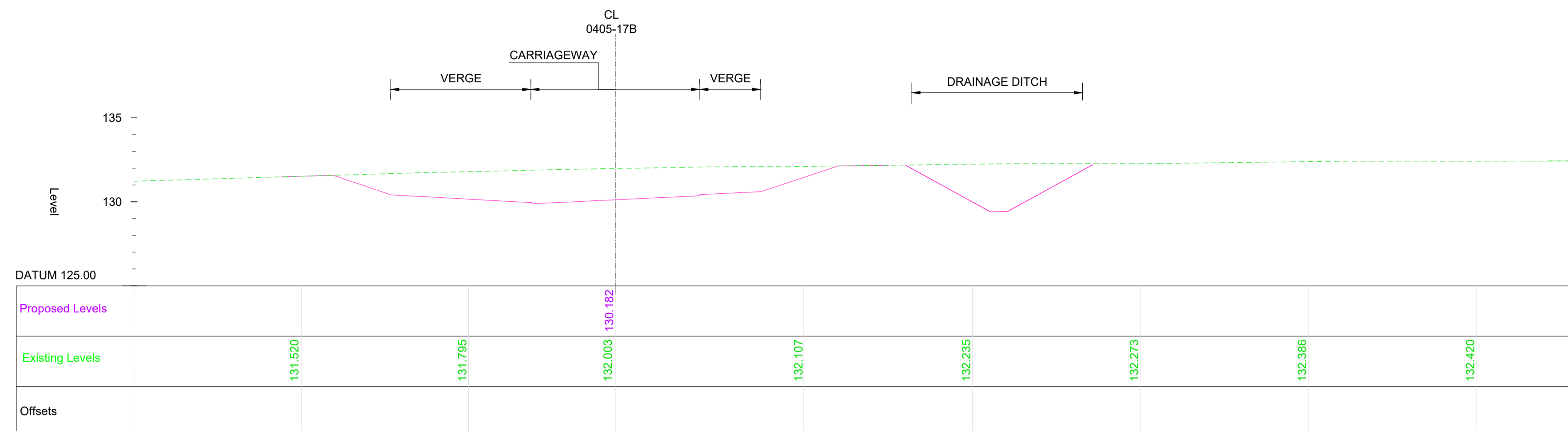


NOTES

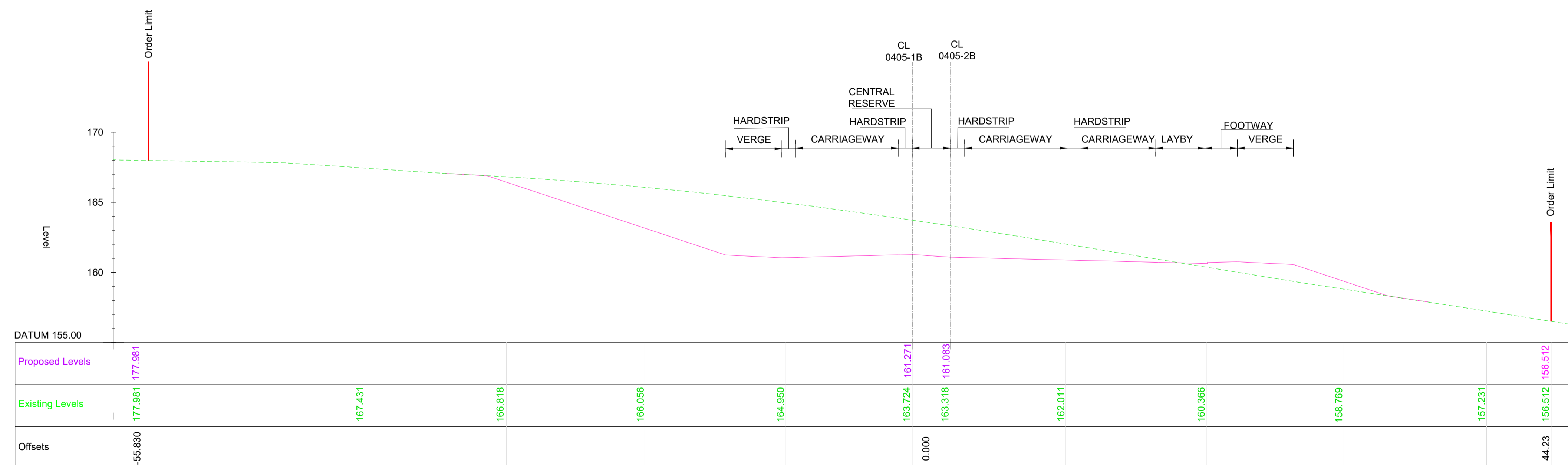
1. ALL DIMENSIONS ARE IN METRES UNLESS NOTED OTHERWISE.
2. THESE ENGINEERING SECTION DRAWINGS SHOULD BE READ IN CONJUNCTION WITH THE KEY PLAN AND ALONGSIDE OTHER PLANS AND DOCUMENTS IN THE DEVELOPMENT CONSENT ORDER APPLICATION, IN PARTICULAR, THE WORKS PLANS AND SCHEDULE 1 (AUTHORISED DEVELOPMENT) TO THE DEVELOPMENT CONSENT ORDER.
3. FOR CHAINAGE PLEASE REFER TO THE ENGINEERING SECTION DRAWINGS (PLAN AND PROFILES).
4. WORK No. REFERENCES ARE DETAILED IN THE SCHEDULE 1 (AUTHORISED DEVELOPMENT) TO THE DEVELOPMENT CONSENT ORDER.
5. THE DESIGN SHOWN ON THESE ENGINEERING SECTION DRAWINGS IS ILLUSTRATIVE AND WILL BE SUBJECT TO THE DETAILED DESIGN DEVELOPMENT; ANY CHANGES WILL BE LIMITED TO BEING WITHIN THE ORDER LIMITS AND ANY OTHER CONSTRAINTS INCLUDED IN THE DEVELOPMENT CONSENT ORDER.

KEY

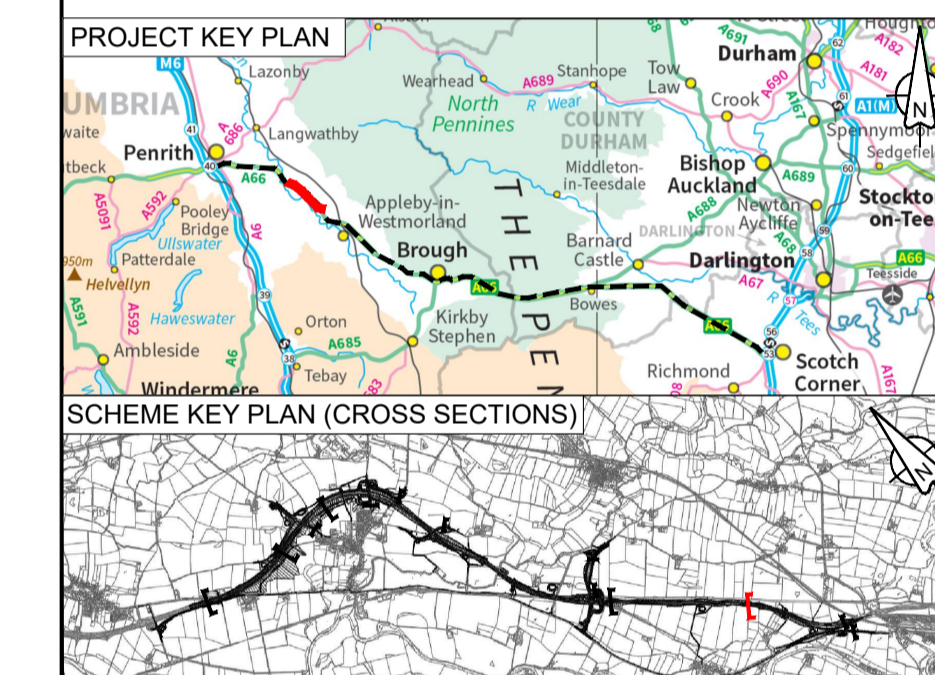
- PROPOSED LEVEL
- - - EXISTING LEVEL
- ORDER LIMIT



TYPICAL SECTION - CH 100 WORK No. 0405 - 17B
SCALE 1:200



TYPICAL SECTION - CH 36900 WORK No. 0405 - 1B/2B
SCALE 1:200



C01	For DCO Submission				
	MAND	MAND	JJAS	KCRO	SBAG
	11/05/22	11/05/22	25/05/22	25/05/22	27/05/22
Revision	Revision details				
	Created	Checked	Reviewed	Approved	Authorised
	dd/mm/yy	dd/mm/yy	dd/mm/yy	dd/mm/yy	dd/mm/yy

Purpose	DCO APPLICATION
PINS Reference Number	TR010062/APP/5.18

Client
3 Piccadilly Place
Manchester
M1 3BN

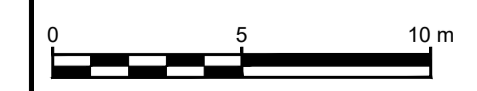
Project Name / Scheme Name
**A66 Northern Trans-Pennine Project
Scheme 0405
Temple Sowerby to Appleby**

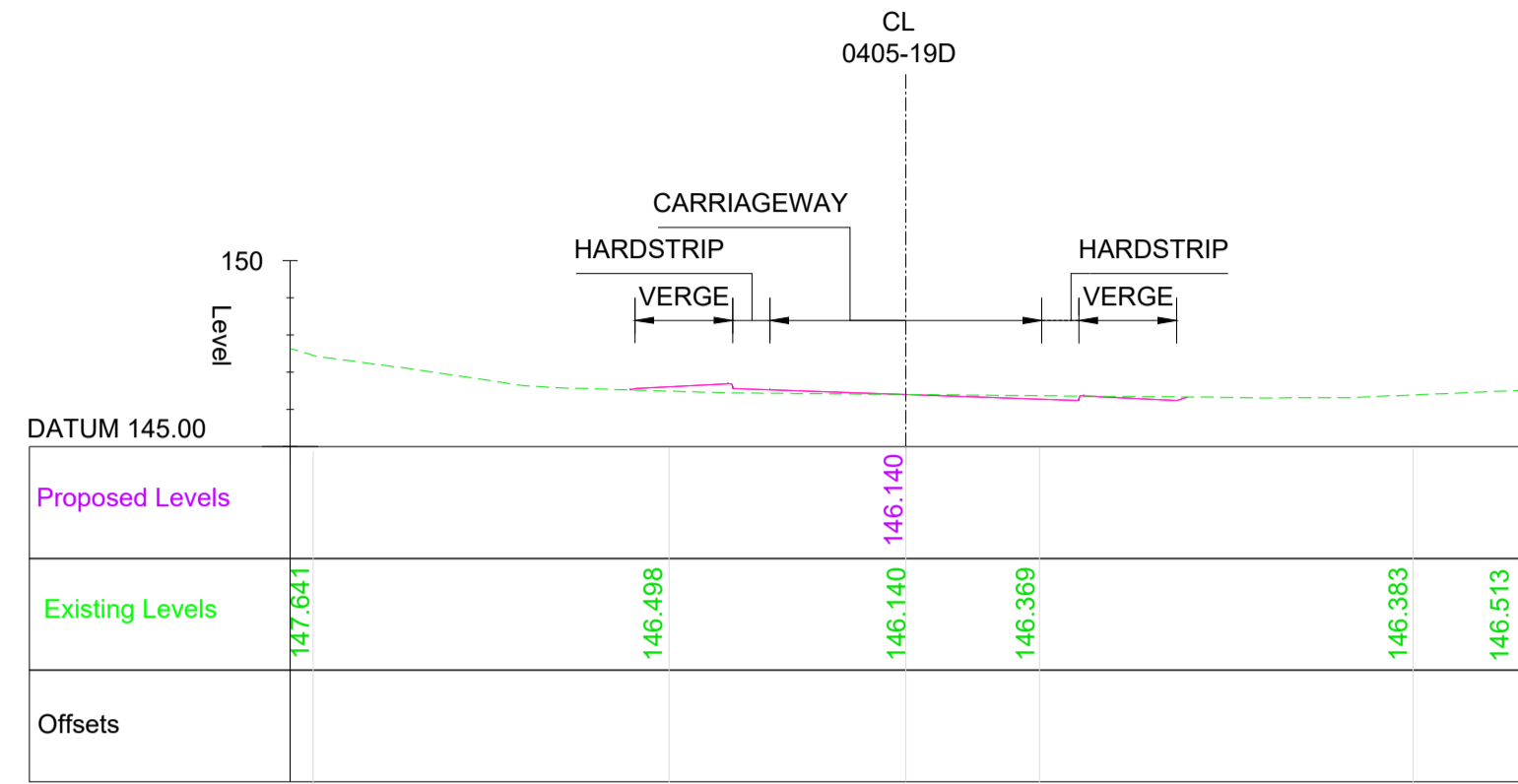
Drawing Title
**Engineering Section Drawings
(Cross Sections)
Regulation 5(2)(o) & 6(2)
Sheet 7 of 8**

Project Ref. No.	Stage	Scale :	@ A1
---	PCF3	1:200	
		Dimensions :	M

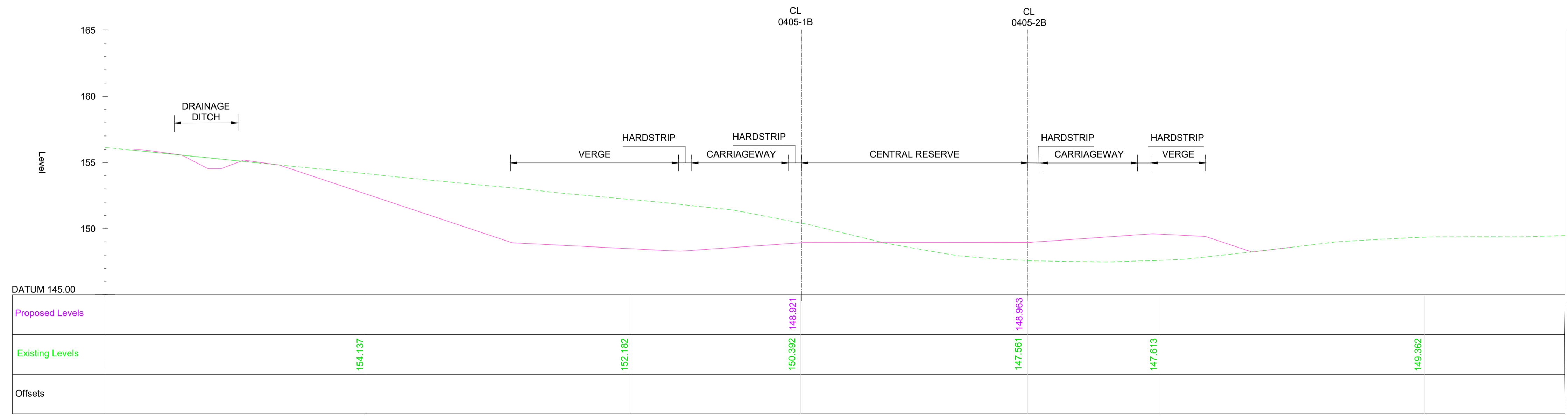
Drawing Number	Project	Originator	Volume
	HE565627	AMY	HAC
	S0405	-DR-CH-	301107
	Location	Type	Role
			Number

Suitability	Suitability Description	Revision
A	Approved for Stage Complete	C01





TYPICAL SECTION - CH 500 WORK No. 0405 - 19D
SCALE 1:200



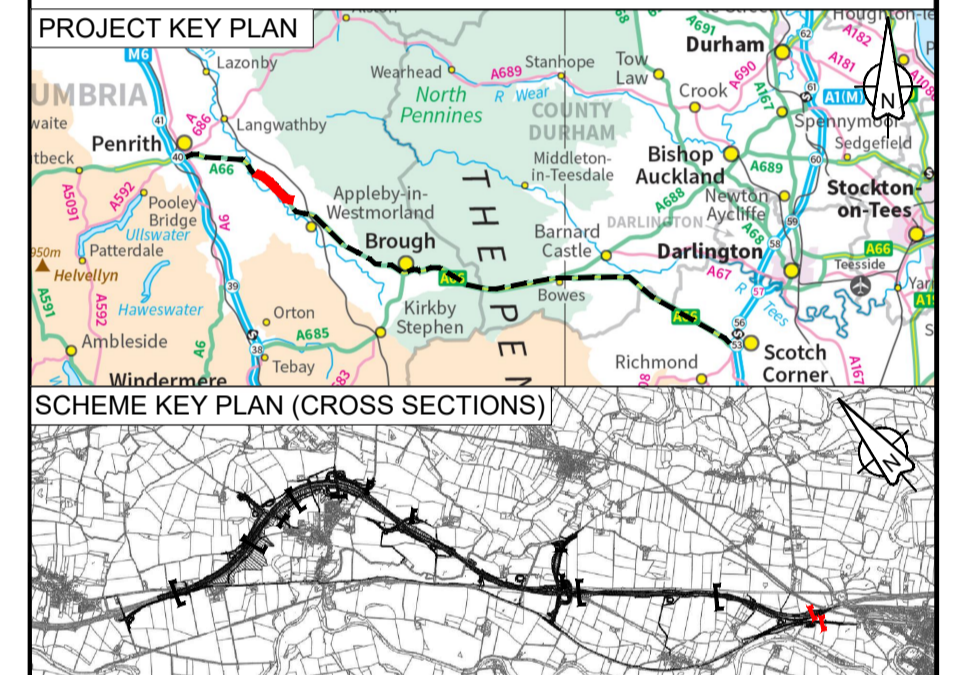
TYPICAL SECTION - CH 38200 WORK No. 0405 - 1B/2B
SCALE 1:200

NOTES

- ALL DIMENSIONS ARE IN METRES UNLESS NOTED OTHERWISE.
- THESE ENGINEERING SECTION DRAWINGS SHOULD BE READ IN CONJUNCTION WITH THE KEY PLAN AND ALONGSIDE OTHER PLANS AND DOCUMENTS IN THE DEVELOPMENT CONSENT ORDER APPLICATION. IN PARTICULAR, THE WORKS PLANS AND SCHEDULE 1 (AUTHORISED DEVELOPMENT) TO THE DEVELOPMENT CONSENT ORDER.
- FOR CHAINAGE PLEASE REFER TO THE ENGINEERING SECTION DRAWINGS (PLAN AND PROFILES).
- WORK No. REFERENCES ARE DETAILED IN THE SCHEDULE 1 (AUTHORISED DEVELOPMENT) TO THE DEVELOPMENT CONSENT ORDER.
- THE DESIGN SHOWN ON THESE ENGINEERING SECTION DRAWINGS IS ILLUSTRATIVE AND WILL BE SUBJECT TO THE DETAILED DESIGN DEVELOPMENT. ANY CHANGES WILL BE LIMITED TO BEING WITHIN THE ORDER LIMITS AND ANY OTHER CONSTRAINTS INCLUDED IN THE DEVELOPMENT CONSENT ORDER.

KEY

- PROPOSED LEVEL
- EXISTING LEVEL
- ORDER LIMIT



C01	For DCO Submission				
	MAND	MAND	JJAS	KCRO	SBAG
	11/05/22	11/05/22	25/05/22	25/05/22	27/05/22
Revision	Revision details				
	Created	Checked	Reviewed	Approved	Authorised
	dd/mm/yy	dd/mm/yy	dd/mm/yy	dd/mm/yy	dd/mm/yy

Purpose: DCO APPLICATION

PINS Reference Number: TR010062/APP/5.18

Client: 3 Piccadilly Place, Manchester, M1 3BN

Project Name / Scheme Name: A66 Northern Trans-Pennine Project Scheme 0405 Temple Sowerby to Appleby

Drawing Title: Engineering Section Drawings (Cross Sections) Regulation 5(2)(o) & 6(2) Sheet 8 of 8

Project Ref. No.	Stage	Scale	@ A1
---	PCF3	1:200	
		Dimensions	M

Drawing Number	Project	Originator	Volume
HE565627	AMY	HAC	-
S0405	-DR-CH-	301108	
Location	Type	Role	Number

Suitability	Suitability Description	Revision
A	Approved for Stage Complete	C01

